

Computer Science & Engineering 423/823
Design and Analysis of Algorithms
Lecture 05 — Elementary Graph Algorithms (Chapter 22)

Stephen Scott and Vinodchandran N. Variyam

sscott@cse.unl.edu

Navigation icons and page number 1/24

Introduction

- ▶ Graphs are abstract data types that are applicable to numerous problems
 - ▶ Can capture *entities*, *relationships* between them, the *degree* of the relationship, etc.
- ▶ This chapter covers basics in graph theory, including representation, and algorithms for basic graph-theoretic problems (some content was covered in review lecture)
- ▶ We'll build on these later this semester

Navigation icons and page number 2/24

Breadth-First Search (BFS)

- ▶ Given a graph $G = (V, E)$ (directed or undirected) and a *source* node $s \in V$, BFS systematically visits every vertex that is reachable from s
- ▶ Uses a queue data structure to search in a breadth-first manner
- ▶ Creates a structure called a **BFS tree** such that for each vertex $v \in V$, the distance (number of edges) from s to v in tree is a shortest path in G
- ▶ Initialize each node's **color** to WHITE
- ▶ As a node is visited, color it to GRAY (\Rightarrow in queue), then BLACK (\Rightarrow finished)

Navigation icons and page number 3/24

Notes and Questions

Navigation icons and page number 3/24

BFS(G, s)

```
1 for each vertex  $u \in V \setminus \{s\}$  do
2   color[u] = WHITE
3   d[u] =  $\infty$ 
4    $\pi[u]$  = NIL
5 end
6 color[s] = GRAY
7 d[s] = 0
8  $\pi[s]$  = NIL
9  $Q = \emptyset$ 
10 ENQUEUE( $Q, s$ )
11 while  $Q \neq \emptyset$  do
12    $u = \text{DEQUEUE}(Q)$ 
13   for each  $v \in \text{Adj}[u]$  do
14     if color[v] == WHITE then
15       color[v] = GRAY
16       d[v] = d[u] + 1
17        $\pi[v] = u$ 
18       ENQUEUE( $Q, v$ )
19   end
20   color[u] = BLACK
21 end
```

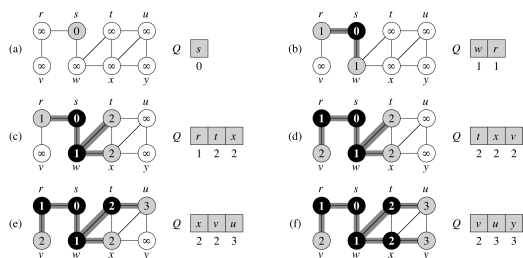
Navigation icons and page number 4/24

Notes and Questions

Navigation icons and page number 4/24

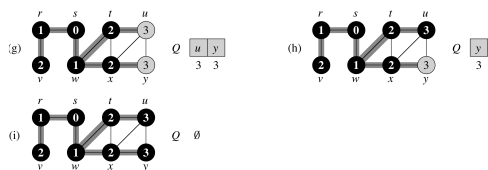
BFS Example

Notes and Questions



BFS Example (2)

Notes and Questions



BFS Properties

Notes and Questions

- What is the running time?
 - Hint: How many times will a node be enqueued?
- After the end of the algorithm, $d[v]$ = shortest distance from s to v
 - ⇒ Solves unweighted shortest paths
 - Can print the path from s to v by recursively following $\pi[v]$, $\pi[\pi[v]]$, etc.
- If $d[v] = \infty$, then v not reachable from s
 - ⇒ Solves reachability

Depth-First Search (DFS)

Notes and Questions

- ▶ Another graph traversal algorithm
- ▶ Unlike BFS, this one follows a path as deep as possible before backtracking
- ▶ Where BFS is “queue-like,” DFS is “stack-like”
- ▶ Tracks both “discovery time” and “finishing time” of each node, which will come in handy later

DFS(G)

Notes and Questions

```
1 for each vertex  $u \in V$  do  
2   |  $color[u] = \text{WHITE}$   
3   |  $\pi[u] = \text{NIL}$   
4 end  
5  $time = 0$   
6 for each vertex  $u \in V$  do  
7   | if  $color[u] == \text{WHITE}$  then  
8   |   |  $\text{DFS-VISIT}(u)$   
9 end
```

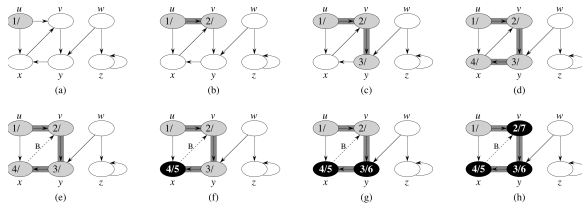
DFS-Visit(u)

Notes and Questions

```
1  $color[u] = \text{GRAY}$   
2  $time = time + 1$   
3  $d[u] = time$   
4 for each  $v \in Adj[u]$  do  
5   | if  $color[v] == \text{WHITE}$  then  
6   |   |  $\pi[v] = u$   
7   |   |  $\text{DFS-VISIT}(v)$   
8 end  
9  $color[u] = \text{BLACK}$   
10  $f[u] = time = time + 1$ 
```

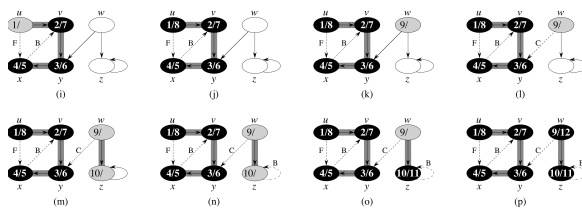
DFS Example

Notes and Questions



DFS Example (2)

Notes and Questions



DFS Properties

Notes and Questions

- Time complexity same as BFS: $\Theta(|V| + |E|)$
- Vertex u is a proper descendant of vertex v in the DF tree iff $d[v] < d[u] < f[u] < f[v]$
 - ⇒ **Parenthesis structure:** If one prints " u " when discovering u and " u " when finishing u , then printed text will be a well-formed parenthesized sentence

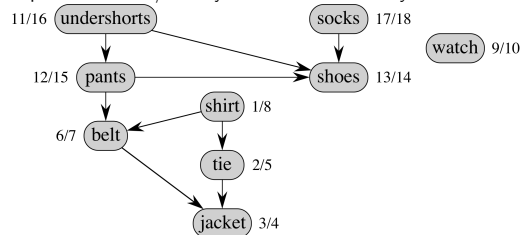
DFS Properties (2)

- ▶ Classification of edges into groups
 - ▶ A **tree edge** is one in the depth-first forest
 - ▶ A **back edge** (u, v) connects a vertex u to its ancestor v in the DF tree (includes self-loops)
 - ▶ A **forward edge** is a nontree edge connecting a node to one of its DF tree descendants
 - ▶ A **cross edge** goes between non-ancestral edges within a DF tree or between DF trees
 - ▶ See labels in DFS example
- ▶ Example use of this property: A graph has a cycle iff DFS discovers a back edge (application: deadlock detection)
- ▶ When DFS first explores an edge (u, v) , look at v 's color:
 - ▶ $color[v] == \text{WHITE}$ implies tree edge
 - ▶ $color[v] == \text{GRAY}$ implies back edge
 - ▶ $color[v] == \text{BLACK}$ implies forward or cross edge

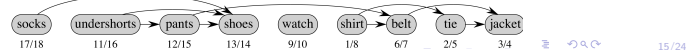
Notes and Questions

Application: Topological Sort

A directed acyclic graph (dag) can represent precedences: an edge (x, y) implies that event/activity x must occur before y



A **topological sort** of a dag G is a linear ordering of its vertices such that if G contains an edge (u, v) , then u appears before v in the ordering



Topological Sort Algorithm

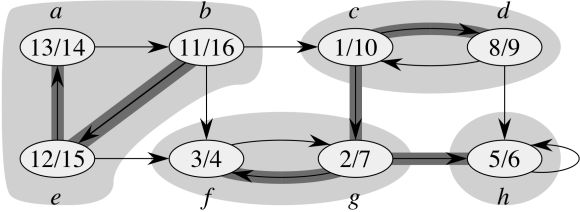
1. Call DFS algorithm on dag G
 2. As each vertex is finished, insert it to the front of a linked list
 3. Return the linked list of vertices
- ▶ Thus topological sort is a descending sort of vertices based on DFS finishing times
 - ▶ What is the time complexity?
 - ▶ Why does it work?
 - ▶ When a node is finished, it has no unexplored outgoing edges; i.e., all its descendant nodes are already finished and inserted at later spot in final sort

Notes and Questions

Application: Strongly Connected Components

Notes and Questions

Given a directed graph $G = (V, E)$, a **strongly connected component** (SCC) of G is a maximal set of vertices $C \subseteq V$ such that for every pair of vertices $u, v \in C$ u is reachable from v and v is reachable from u

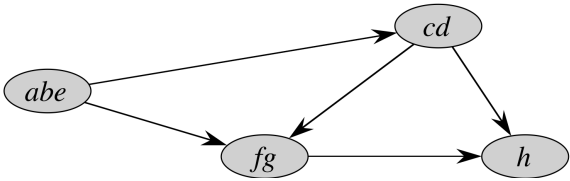


What are the SCCs of the above graph?

Component Graph

Notes and Questions

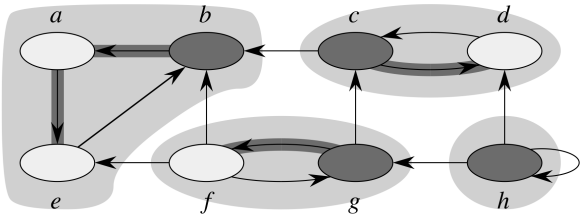
Collapsing edges within each component yields acyclic **component graph**



Transpose Graph

Notes and Questions

- ▶ Algorithm for finding SCCs of G depends on the **transpose** of G , denoted G^T
- ▶ G^T is simply G with edges reversed
- ▶ Fact: G^T and G have same SCCs. Why?



SCC Algorithm

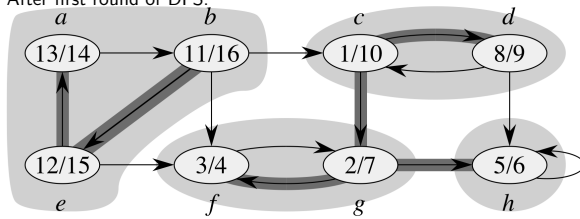
Notes and Questions

1. Call DFS algorithm on G
2. Compute G^T
3. Call DFS algorithm on G^T , looping through vertices in order of decreasing finishing times from first DFS call
4. Each DFS tree in second DFS run is an SCC in G

SCC Algorithm Example

Notes and Questions

After first round of DFS:

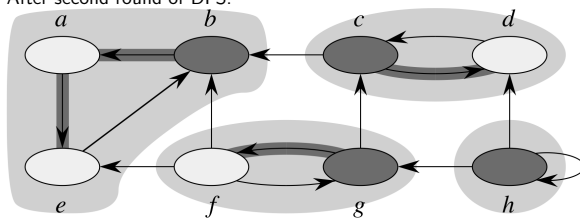


Which node is first one to be visited in second DFS?

SCC Algorithm Example (2)

Notes and Questions

After second round of DFS:



SCC Algorithm Analysis

Notes and Questions

- What is its time complexity?
- How does it work?
 1. Let x be node with highest finishing time in first DFS
 2. In G^T , x 's component C has no edges to any other component (Lemma 22.14), so the second DFS's tree edges define exactly x 's component
 3. Now let x' be the next node explored in a new component C'
 4. The only edges from C' to another component are to nodes in C , so the DFS tree edges define exactly the component for x'
 5. And so on...
- In other words, DFS on G^T visits components in order of a topological sort of G 's component graph
 - ⇒ First component node of G^T visited has no outgoing edges (since in G it has only incoming edges), second only has edges into the first, etc.

Intuition

Notes and Questions

- For algorithm to work, need to start second DFS in component abe
- How do we know that some node in abe will have largest finish time?
 - If first DFS in G starts in abe , then it visits all other reachable components and finishes in $abe \Rightarrow$ one of $\{a, b, e\}$ will have largest finish time
 - If first DFS in G starts in component "downstream" of abe , then that DFS round will not reach $abe \Rightarrow$ to finish in abe , you have to start there at some point \Rightarrow you will finish there last (see above)

